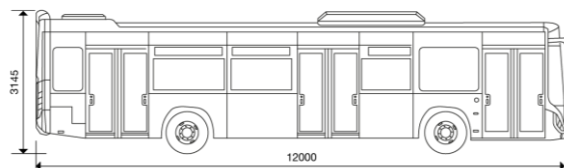
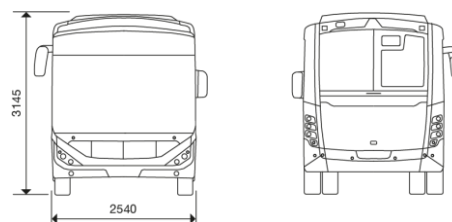


KENT C



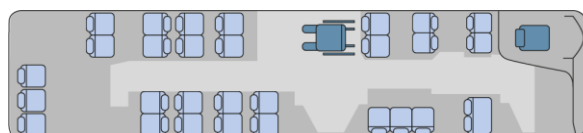
Technical data

Dimensions	
Length	10 780 / 12,000 mm
Width	2,540 mm
Height	3,145 mm
Wheelbase	5,900 mm
Front Track Width	2,151 mm
Rear Track Width	1,874 mm
Front Overhang	2,700 mm
Rear Overhang	3,400 mm
Interior Height	2,215 / 2,415 mm
Weights	
Front Axle Capacity	6,500 kg
Rear Axle Capacity	11,500 kg
Gross Vehicle Weight	17,955 kg
Engine	
Manufacturer / Type	Cummins ISB6.7E6D300B OBD-D
Number of Cylinders	6
Engine Volume	6 700 cc
Max. Power	221 kW (300 hp) @ 2100 t/min
Max. Torque	1100 Nm @ 1 200 – 1 600 t/min
Engine Location	Rear
Fuel Tank Capacity	300 l
Ad-blue tank capacity	50 l
Transmission	
Type	Automatic
Speed	4 Forward, 1 Reverse
Turning circle	
Wall to wall	9 175 mm (10,8m) 10 200 m (12 m)



Capacity						
Layout						
	29	-	72	-	-	1
Option	29	-	71	1	-	1

Other layout available on request



Suspension	
Front	2 air bellows, 2 hydraulic shock absorbers, 1 levelling sensor
Rear	4 air bellows, 4 hydraulic shock absorbers, 2 levelling sensors
Differential	
Manufacturer	ZF
Diff. Ratio	6.2
Brakes	
Front and Rear	Full-air self adjusting, dual circuit disc brakes
Steering system	
Hydraulic	
Doors	
Front	Double flaps inward swinging
Middle	Double flaps inward swinging
Rear	Double flaps inward swinging
Tyres	
275 / 70 r22,5	
Double tyres at rear	
Structure	
Body	Monocoque
Electrical system	
Batteries	2x12 V; 225 Ah
Alternator	3 x 120 A

KENT C 12 M



Europeans specifications

Passengers info

Digital signboards at front, rear and side

Announcement system both inside and outside

Microphone

2x25W Amplificator

6 speakers (inside)

Speaker (outside)

19" LCD monitors (2 at front cabin, 1 at back cabin)

Driver comfort

Adjustable steering column

Electrically controlled sunvisor

Manual sunvisor at driver side

Locker

Coat Hanger

Body

Fog lamps (front and rear)

Bus stop system

High riding

Optional

Metallic Colour

Other features

Battery main switch

Smart tachograph

Fuel consumption indicator

2 Roof hatches

Powertrain

ABS, ASR, EBS

ECAS III

Kneeling

Automatic engine oil fill-up system

Automatic chassis lubrication (ACL)

Heater and AC

A/C (39kW) with digital controller

Additional heater

Two rear heaters

Front box

Windows

Single glazed side windows

Heated front door window

Heated driver's window

Heated windscreen

2 pcs at right, 2 pcs at left was ist das type windows

Optional

Double glazed side windows

Privacy Double Glazed Fix side windows

Accessibility

Exterior handicapped button

Wheelchair area

Four priority seats

Handicapped ramp

Maternal-child seat

Stainless steel holding bars

Security

DRL

Heated & digital controllable coach type (horn) rear view mirror

Driver cabin door with transparent panel

Fire extinguishers

First aid kit

STOP buttons with Braille alphabet

Illuminated door buttons

LED interior lighting

Safety system for doors

Fire alert and extinguishing system for engine compartment

Reverse gear buzzer

Rear park sensors

Manual circuit breaker near batteries

Surveillance cameras at middle and rear doors

Rear view camera and 7" monitor

Seating

Non-reclining passenger seats

Air assisted driver's seat with seatbelt and armrest